

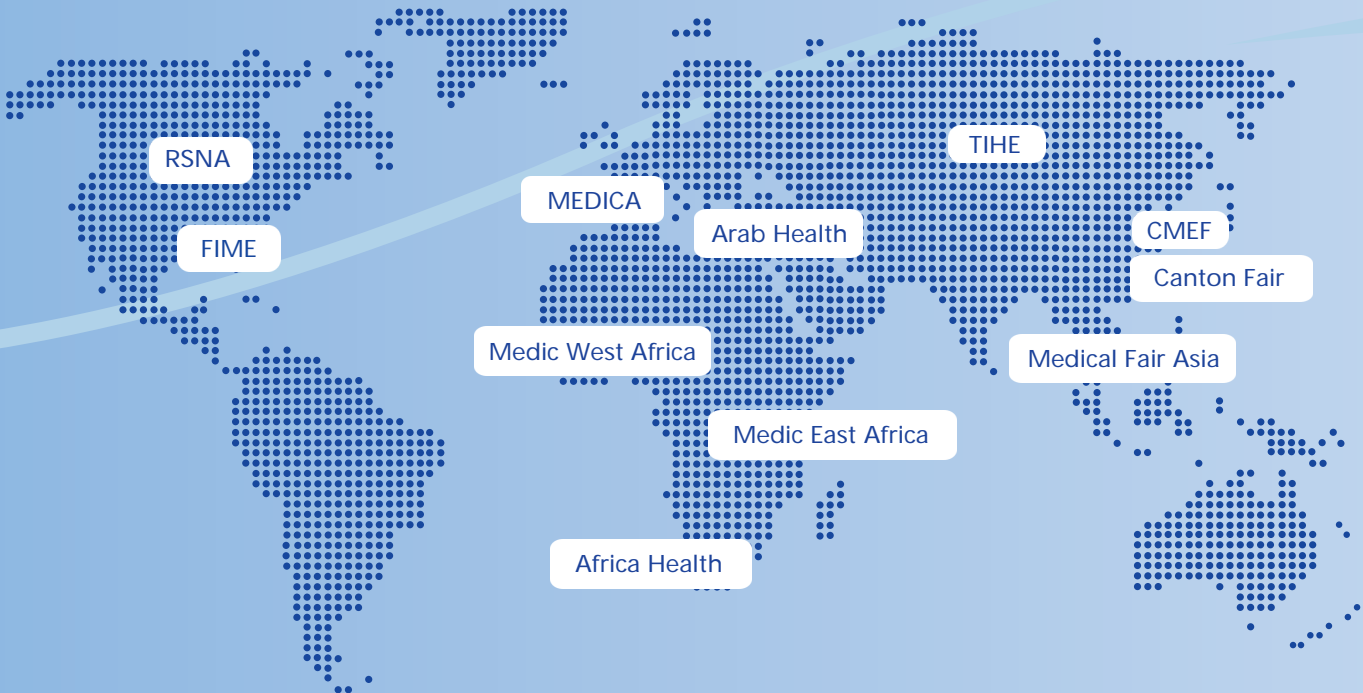
Nanjing Perlove Medical Equipment Co., Ltd

Add: No.97, Wangxi Road, Jiangning District, Nanjing 211122
Tel: +86-25-87187780 +86-25-68571666-9350 9353
Fax: +86-25-87187780
Http://www.perlove.com.cn
E-mail: overseas@perlove.com.cn



OUR UPCOMING EXHIBITIONS:

You can see more details on our website
[Http://www.perlove.com.cn](http://www.perlove.com.cn)



PERLOVE MEDICAL

For Overseas Market: Nanjing Perlove Medical Equipment Co.,Ltd.
For Domestic Market: Nanjing Perlove Medical Equipment Co.,Ltd.
Zhuhai Perlead Medical Equipment Co.,Ltd.

PLX112B

High Frequency Mobile C-arm System


Version 2.0 Year 2020

[Http://www.perlove.com.cn](http://www.perlove.com.cn)



Pulse control ,Digital radiography ,Auto fluoroscopy

- ※ High frequency high voltage x-ray generator and high precision digital pulse control technology ensure excellent image with low skin dose.
- ※ Digital radiography function, no more film-screen system, simplify the operate process.
- ※ Maximum optimize the image brightness and definition depend on the kV/ mA auto trace function.
- ※ Electric controlled collimator satisfy multi-angle and multi-directional anatomical display requirements.



Digital mega pixels image system

- ※ High quality image intensifier.
- ※ High definition CCD camera.
- ※ High resolution high-brightness monitoring system.




- ※ Equipped with workstation to realize the functions include registration, image collection, processing, issue the report and so on, Dicom interface to connect the hospital imaging network.

Attractive design, Compact appearance
More details , Less dose

Friendly user interface, convenient operate

- ※ Human graphic LCD touchscreen system
- ※ Hand controller design support long distance exposure.

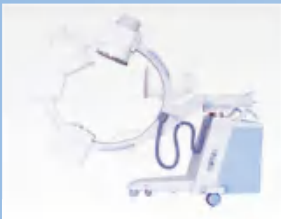


Flexible C-arm Design

All angles rotation



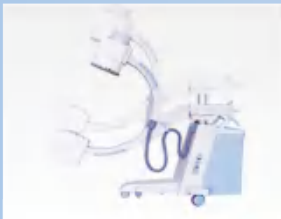
C-arm move around horizontal axis at $\pm 180^{\circ}$



C-arm move along orbit $120^{\circ} (+90^{\circ} \sim -30^{\circ})$



C-arm move backward and forward $\geq 200\text{mm}$




C-arm vertical movement $\geq 400\text{mm}$



C-arm swing range at $30^{\circ} (\pm 15^{\circ})$

- ※ Divertible main wheel together with direction wheels make movement more flexible.
- ※ Motor arm take the movement of machine more stable during moving.



Technical Parameters

Item		PLX112B
Power Output		5kW
Inverter Frequency		40kHz
Dual focus		0.6/1.8
Continuous Fluoroscopy Mode(manual & automatic)		Tube Voltage:40kV~120kV
		Tube Current:0.3mA~4mA
Pulse Fluoroscopy		Tube Voltage:40kV~120kV
		Tube Current:0.3mA~30mA
Radiography Mode		Tube Voltage:40 kV~120kV
		Tube Current:25 mA~100mA
		mAs:1~180mAs

